

MONTHLY REPORT OF DISBURSEMENTS

For the month of **FEBRUARY, 2022**

Department: Department of Justice
 Entity Name: PAROLE AND PROBATION ADMINISTRATION
 Operating Unit: CONSOLIDATED
 Organization Code (UACS): 15-008-01-0000
 Funding Cluster: 01- Regular Agency Fund


PARTICULARS	CURRENT YEAR BUDGET				PRIOR YEAR'S BUDGET							GRAND TOTAL			
	PS	MOOE	CO	TOTAL	PRIOR YEAR'S ACCOUNTS PAYABLE			CURRENT YEAR'S ACCOUNTS PAYABLE			TOTAL	PS	MOOE	CO	TOTAL
					PS	MOOE	CO	PS	MOOE	CO					
1	2	3	5	6=(2+3+4+5)	7	8	10	12	13	15	17=(11+16)	23	24	26	27=(23+24+25+26)
FEBRUARY															
CASH DISBURSEMENTS															
Notice of Cash Allocation (NCA)															
MDS Checks Issued	16,113,423.28	2,442,723.10	-	18,556,146.38	-	201,669.65	-	-	333,157.67	-	534,827.32	16,113,423.28	2,977,550.42	-	19,090,973.70
Advice to Debit Account	33,044,125.68	3,364,818.76	-	36,408,944.44	3,135.81	107,200.78	-	-	28,306.94	-	138,643.53	33,047,261.49	3,500,326.48	-	36,547,587.97
Notice of Transfer Allocations (NTA)															
MDS Checks Issued															
Advice to Debit Account															
Working Fund For FAPs															
Cash Disbursement Ceiling (CDC)															
TOTAL CASH DISBURSEMENTS	49,157,548.96	5,807,541.86	-	54,965,090.82	3,135.81	308,870.43	-	-	361,464.61	-	673,470.85	49,160,684.77	6,477,876.90	-	55,638,561.67
NON-CASH DISBURSEMENTS															
Tax Remittance Advices Issued (TRA)	5,747,462.86	128,939.92	-	5,876,402.78	-	13,030.35	-	-	24,801.31	-	37,831.66	5,747,462.86	166,771.58	-	5,914,234.44
Non-Cash Availment Authority (NCAA)		-		-									-		-
Disbursements effected through outright claims (pls. specify)		-		-									-		-
Others (TEF, BTr Docs Stamp, etc.)		-		-									-		-
TOTAL NON-CASH DISBURSEMENTS	5,747,462.86	128,939.92	-	5,876,402.78	-	13,030.35	-	-	24,801.31	-	37,831.66	5,747,462.86	166,771.58	-	5,914,234.44
GRAND TOTAL	54,905,011.82	5,936,481.78	-	60,841,493.60	3,135.81	321,900.78	-	-	386,265.92	-	711,302.51	54,908,147.63	6,644,648.48	-	61,552,796.11

SUMMARY:


	Previous Report	This month	As of Date		Previous Month	This month	As of Date
Total Disbursement Authorities Received				Total Disbursements Program	77,963,511.91	70,532,234.44	148,495,746.35
Notice of Cash Allocation (NCA)	72,579,000.00	64,618,000.00	137,197,000.00	Less: * Actual Disbursements	57,096,528.69	61,550,362.82	118,646,891.51
Tax Remittance Advice (TRA)	5,384,511.91	5,914,234.44	11,298,746.35	(Over)/Under spending	20,866,983.22	8,981,871.62	29,848,854.84
Less: Notice of Transfer Allocations (NTA)* issued	-	-	-				
Total Disbursements Authorities Available	77,963,511.91	70,532,234.44	148,495,746.35				
Less: Lapsed NCA	-	-	-				
Disbursements *	57,096,528.69	61,552,796.11	118,649,324.80				
Less: Other Non-Cash Disbursements	-	-	-				
Disbursement effected through outright deductions from claims	-	-	-				
Others	-	-	-				
Add/Less: Adjustments (cancelled checks)	-	2,433.29	2,433.29				
Balance of Disbursements Authorities as of to date	20,866,983.22	8,981,871.62	29,848,854.84				

Notes: The use of NTA is discouraged
 * Amounts should tally


Certified Correct:


NOR-AIN D. DIMACUTA
 Agency Chief Accountant
 Date: 3.15.22

Recommending Approval By:


NORHAYA C. GULING
 Chief, Financial and Management Division
 Date: 3/16

Approved By:


JULITO M. DIRAY
 OIC- Administrator
 Date: 03-16-22