

MONTHLY REPORT OF DISBURSEMENTS


For the month of AUGUST 2022

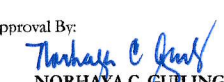
Department: Department of Justice  
 Entity Name: PAROLE AND PROBATION ADMINISTRATION  
 Operating Unit: CONSOLIDATED  
 Organization Code (UACS): 15-008-01-0000  
 Funding Cluster: 01- Regular Agency Fund


| PARTICULARS   | CURRENT YEAR BUDGET |              |               |               | PRIOR YEAR'S BUDGET           |           |    |           |                                 |              |    |              |              |               | GRAND TOTAL   |               |                  |  |
|---|---------------------|--------------|---------------|---------------|-------------------------------|-----------|----|-----------|---------------------------------|--------------|----|--------------|--------------|---------------|---------------|---------------|------------------|--|
|   | PS                  | MOOE         | CO            | TOTAL         | PRIOR YEAR'S ACCOUNTS PAYABLE |           |    |           | CURRENT YEAR'S ACCOUNTS PAYABLE |              |    |              | TOTAL        | PS            | MOOE          | CO            | TOTAL            |  |
|   |                     |              |               |               | PS                            | MOOE      | CO | Sub-Total | PS                              | MOOE         | CO | Sub-Total    |              |               |               |               |                  |  |
| 1   | 2                   | 3            | 5             | 6= (2+ 3+4+5) | 7                             | 8         | 10 | 11= (7+   | 12                              | 13           | 15 | 16= (12+     | 17=(11+16)   | 23            | 24            | 26            | 27=(23+24+25+26) |  |
| AUGUST  |                     |              |               |               |                               |           |    |           |                                 |              |    |              |              |               |               |               |                  |  |
| CASH DISBURSEMENTS  |                     |              |               |               |                               |           |    |           |                                 |              |    |              |              |               |               |               |                  |  |
| Notice of Cash Allocation (NCA)                               |                     |              |               |               |                               |           |    |           |                                 |              |    |              |              |               |               |               |                  |  |
| MDS Checks Issued   | 19,092,417.35       | 3,768,565.75 | 32,352,483.43 | 55,213,466.53 | -                             | -         | -  | -         | -                               | 1,702,525.84 | -  | 1,702,525.84 | 1,702,525.84 | 19,092,417.35 | 5,471,091.59  | 32,352,483.43 | 56,915,992.37    |  |
| Advice to Debit Account                                       | 30,882,724.50       | 4,570,435.34 | -             | 35,453,159.84 | -                             | 84,156.75 | -  | 84,156.75 | -                               | 181,263.83   | -  | 181,263.83   | 265,420.58   | 30,882,724.50 | 4,835,855.92  | -             | 35,718,580.42    |  |
| Notice of Transfer Allocations (NTA)                          |                     |              |               |               |                               |           |    |           |                                 |              |    |              |              |               |               |               |                  |  |
| MDS Checks Issued   |                     |              |               |               |                               |           |    |           |                                 |              |    |              |              |               |               |               |                  |  |
| Advice to Debit Account                                       |                     |              |               |               |                               |           |    |           |                                 |              |    |              |              |               |               |               |                  |  |
| Working Fund For FAPs   |                     |              |               |               |                               |           |    |           |                                 |              |    |              |              |               |               |               |                  |  |
| Cash Disbursement Ceiling (CDC)                               |                     |              |               |               |                               |           |    |           |                                 |              |    |              |              |               |               |               |                  |  |
| TOTAL CASH DISBURSEMENTS                                      | 49,975,141.85       | 8,339,001.09 | 32,352,483.43 | 90,666,626.37 | -                             | 84,156.75 | -  | 84,156.75 | -                               | 1,883,789.67 | -  | 1,883,789.67 | 1,967,946.42 | 49,975,141.85 | 10,306,947.51 | 32,352,483.43 | 92,634,572.79    |  |
| NON-CASH DISBURSEMENTS  |                     |              |               |               |                               |           |    |           |                                 |              |    |              |              |               |               |               |                  |  |
| Tax Remittance Advices Issued (TRA)                           | 5,633,654.57        | 220,958.21   | 1,850,828.57  | 7,705,441.35  | -                             | -         | -  | -         | -                               | 23,516.57    | -  | 23,516.57    | 23,516.57    | 5,633,654.57  | 244,474.78    | 1,850,828.57  | 7,728,957.92     |  |
| Non-Cash Availment Authority (NCAA)                           |                     |              |               |               |                               |           |    |           |                                 |              |    |              |              |               |               |               |                  |  |
| Disbursements effected through outright claims (pls. specify) |                     |              |               |               |                               |           |    |           |                                 |              |    |              |              |               |               |               |                  |  |
| Others (TEF, BTr Docs Stamp, etc.)                            |                     |              |               |               |                               |           |    |           |                                 |              |    |              |              |               |               |               |                  |  |
| TOTAL NON-CASH DISBURSEMENTS                                  | 5,633,654.57        | 220,958.21   | 1,850,828.57  | 7,705,441.35  | -                             | -         | -  | -         | -                               | 23,516.57    | -  | 23,516.57    | 23,516.57    | 5,633,654.57  | 244,474.78    | 1,850,828.57  | 7,728,957.92     |  |
| GRAND TOTAL   | 55,608,796.42       | 8,559,959.30 | 34,203,312.00 | 98,372,067.72 | -                             | 84,156.75 | -  | 84,156.75 | -                               | 1,907,306.24 | -  | 1,907,306.24 | 1,991,462.99 | 55,608,796.42 | 10,551,422.29 | 34,203,312.00 | 100,363,530.71   |  |

| SUMMARY:   |                 |                |                |                              |                |                |                |  |                |            |            |
|--|-----------------|----------------|----------------|------------------------------|----------------|----------------|----------------|--|----------------|------------|------------|
|  | Previous Report | This month     | As of Date     |                              |                |                |                |  | Previous Month | This month | As of Date |
| Total Disbursement Authorities Received              |                 |                |                | Total Disbursements Program  | 624,168,210.14 | 106,706,929.92 | 730,875,140.06 |  |                |            |            |
| Notice of Cash Allocation (NCA)                      | 608,419,579.00  | 98,977,972.00  | 707,397,551.00 | Less: * Actual Disbursements | 610,924,945.62 | 100,363,530.71 | 711,288,476.33 |  |                |            |            |
| Tax Remittance Advice (TRA)                          | 43,461,436.37   | 7,728,957.92   | 51,190,394.29  | (Over)/Under spending        | 13,243,264.52  | 6,343,399.21   | 19,586,663.73  |  |                |            |            |
| Less: Notice of Transfer Allocations (NTA)* issued   |                 |                |                |                              |                |                | 0.00           |  |                |            |            |
| Total Disbursements Authorities Available            | 651,881,015.37  | 106,706,929.92 | 758,587,945.29 |                              |                |                |                |  |                |            |            |
| Less: Lapsed NCA                                     | 27,712,805.23   | -              | 27,712,805.23  |                              |                |                |                |  |                |            |            |
| Disbursements *                                      | 613,051,621.24  | 100,363,530.71 | 713,415,151.95 |                              |                |                |                |  |                |            |            |
| Less: Other Non-Cash Disbursements                   | -               | -              | -              |                              |                |                |                |  |                |            |            |
| Disbursement effected through outright deductions fr | -               | -              | -              |                              |                |                |                |  |                |            |            |
| Others   | -               | -              | -              |                              |                |                |                |  |                |            |            |
| Add/Less: Adjustments (cancelled checks)             | 2,126,675.62    | -              | 2,126,675.62   |                              |                |                |                |  |                |            |            |
| Balance of Disbursements Authorities as of to date   | 13,243,264.52   | 6,343,399.21   | 19,586,663.73  |                              |                |                |                |  |                |            |            |

Notes: The use of NTA is discouraged  
 \*Amounts should tally

Certified Correct:   
**NOR SITTE RAIHANNA M. DIAMEL**  
 Acting Chief Accountant  
 Date: 9/16/22

Recommending Approval By:   
**NORHAYA C. GULING**  
 Chief, Financial and Management Division  
 Date: 9/16/22

Approved By:   
**JULITO M. DIRAY**  
 OIC- Administrator  
 Date: 9/16/22