

MONTHLY REPORT OF DISBURSEMENTS
For the month of **NOVEMBER 2022**

FAR No. 4

Department: Department of Justice
Entity Name: PAROLE AND PROBATION ADMINISTRATION
Operating Unit: CONSOLIDATED
Organization Code (UACS): 15-008-01-0000
Funding Cluster: 01- Regular Agency Fund

PARTICULARS	CURRENT YEAR BUDGET				PRIOR YEAR'S BUDGET								GRAND TOTAL				
	PS	MOOE	CO	TOTAL	PRIOR YEAR'S ACCOUNTS PAYABLE				CURRENT YEAR'S ACCOUNTS PAYABLE				TOTAL	PS	MOOE	CO	TOTAL
					PS	MOOE	CO	Sub-Total	PS	MOOE	CO	Sub-Total					
1	2	3	5	6= (2+ 3+4+5)	7	8	10	11= (7+ 8+9+10)	12	13	15	16= (12+ 13)	17=(11+16)	23	24	26	27=(23+24+25+)
CASH DISBURSEMENTS																	
Notice of Cash Allocation (NCA)																	
MDS Checks Issued	26,826,849.49	3,071,148.91	-	29,897,998.40	-	-	-	-	-	269,631.56	-	269,631.56	269,631.56	26,826,849.49	3,340,780.47	-	30,167,629.96
Advice to Debit Account	70,333,358.20	4,777,016.23	-	75,110,374.43	-	-	-	-	-	54,397.10	-	54,397.10	54,397.10	70,333,358.20	4,831,413.33	-	75,164,771.53
Notice of Transfer Allocations (NTA)																	
MDS Checks Issued																	
Advice to Debit Account																	
Working Fund For FAPs																	
Cash Disbursement Ceiling (CDC)																	
TOTAL CASH DISBURSEMENTS	97,160,207.69	7,848,165.14	-	105,008,372.83	-	-	-	-	-	324,028.66	-	324,028.66	324,028.66	97,160,207.69	8,172,193.80	-	105,332,401.49
NON-CASH DISBURSEMENTS																	
Tax Remittance Advices Issued (TRA)	6,302,315.76	170,366.85	-	6,472,682.61	-	-	-	-	-	23,535.33	-	23,535.33	23,535.33	6,302,315.76	193,902.18	-	6,496,217.94
Non-Cash Availment Authority (NCAA)		-		-											-		-
Disbursements effected through outright claims (pls. specify)		5,246.00		5,246.00											5,246.00		5,246.00
Others (TEF, BTr Docs Stamp, etc.)																	
TOTAL NON-CASH DISBURSEMENTS	6,302,315.76	175,612.85	-	6,477,928.61	-	-	-	-	-	23,535.33	-	23,535.33	23,535.33	6,302,315.76	199,148.18	-	6,501,463.94
GRAND TOTAL	103,462,523.45	8,023,777.99	-	111,486,301.44	-	-	-	-	-	347,563.99	-	347,563.99	347,563.99	103,462,523.45	8,371,341.98	-	111,833,865.43


SUMMARY:

	Previous Report	This month	As of Date		Previous Month	This month	As of Date
Total Disbursement Authorities Received				Total Disbursements Program	938,864,286.17	126,325,698.94	1,065,189,985.11
Notice of Cash Allocation (NCA)	916,504,692.00	119,824,235.00	1,036,328,927.00	Less: * Actual Disbursements	853,054,171.09	111,833,865.43	964,888,036.52
Tax Remittance Advice (TRA)	62,832,236.59	6,501,463.94	69,333,700.53	(Over)/Under spending	85,810,115.08	14,491,833.51	100,301,948.59
Less: Notice of Transfer Allocations (NTA)* issued							0.00
Total Disbursements Authorities Available	979,336,928.59	126,325,698.94	1,105,662,627.53				
Less: Lapsed NCA	40,472,642.42	-	40,472,642.42				
Disbursements *	855,289,908.52	111,833,865.43	967,123,773.95				
Less: Other Non-Cash Disbursements	-	-	-				
Disbursement effected through outright deductions from claims	-	-	-				
Overpayment of expenses (e.g. personal benefits)	-	5,246.00	5,246.00				
Others	-	-	-				
Add/Less: Adjustments (cancelled checks)	2,235,737.43	-	2,235,737.43				
Balance of Disbursements Authorities as of to date	85,810,115.08	14,491,833.51	100,301,948.59				

Notes: The use of NTA is discouraged


* Amounts should tally

Certified Correct:


MARIBEL M. HERRERA
OIC, Accounting Section


Date: **12-21-22**

Recommending Approval By:


NORHAYA C. GULING
Chief, Financial and Management Division

Date: **12/21/22**

Approved By:


JULITO M. DIRAY
OIC - Administrator

Date: **12-21-22**